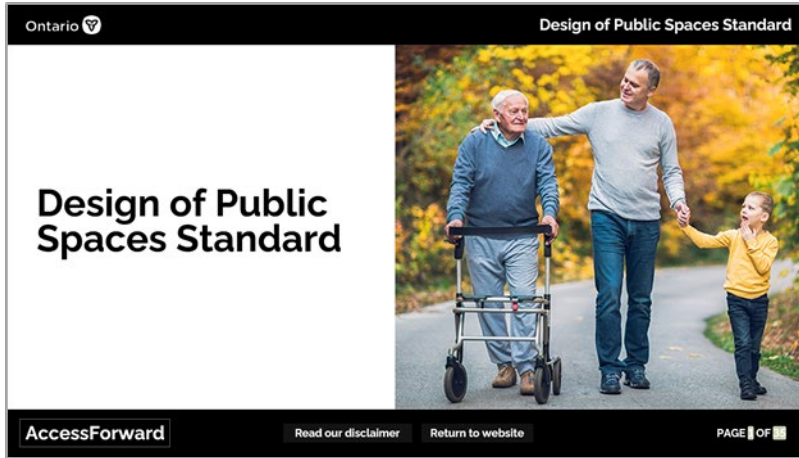


Disclaimer Statement

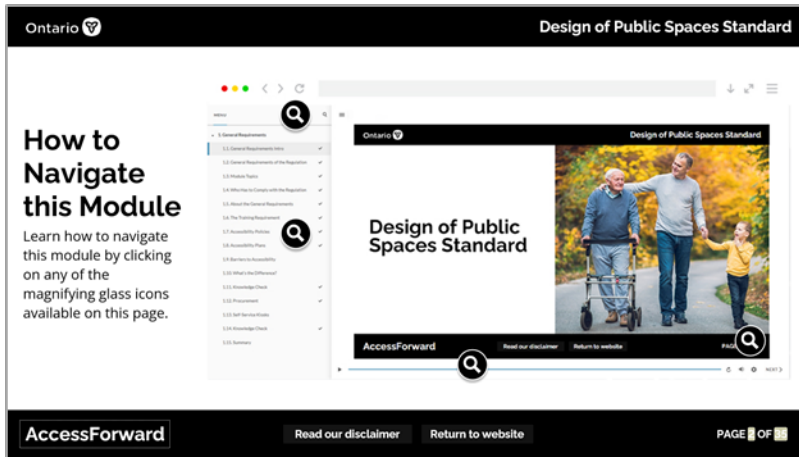
Completion of this AccessForward training course by an individual should not be construed as compliance by them or their organization with the AODA and its regulation.

© King's Printer for Ontario, 2012-24

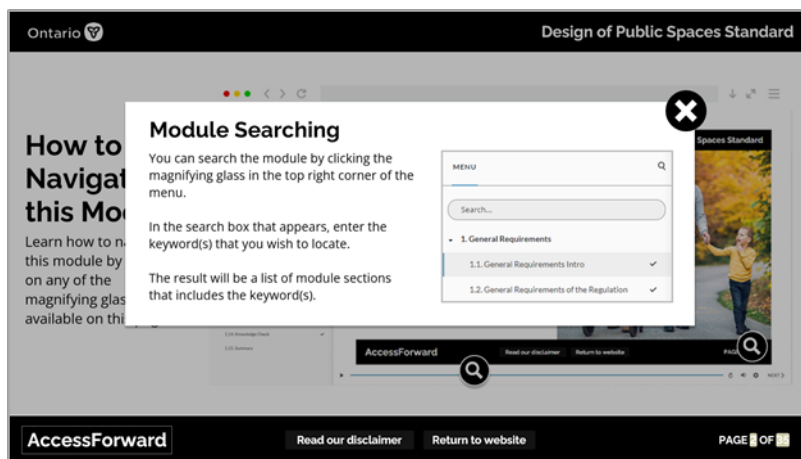
Page 1 of 35: Design of Public Spaces Standard



Page 2 of 35: How to Navigate this Module



Learn how to navigate this module by clicking on any of the magnifying glass icons available on this page.

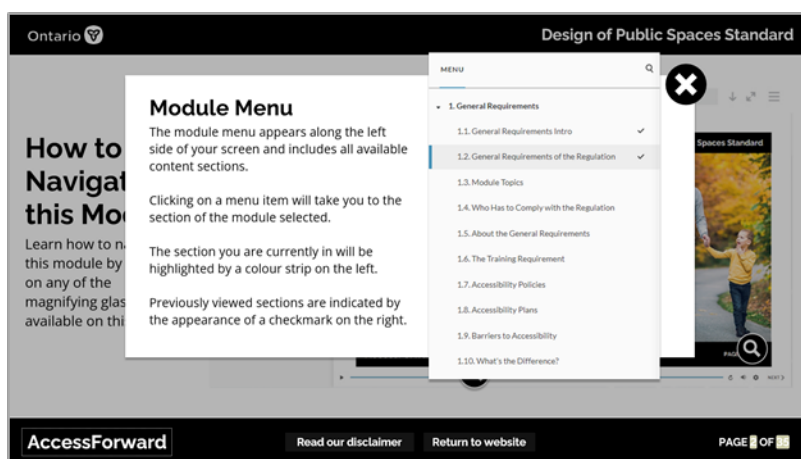


Module Searching

You can search the module by clicking the magnifying glass in the top right corner of the menu.

In the search box that appears, enter the keyword(s) that you wish to locate.

The result will be a list of module sections that includes the keyword(s).



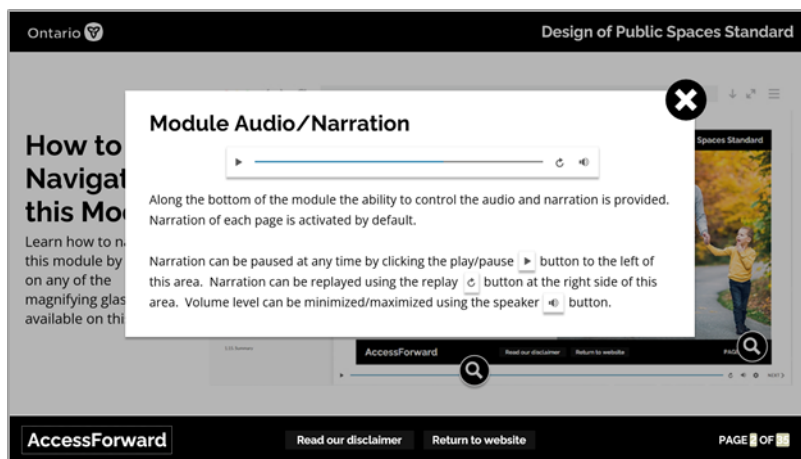
Module Menu

The module menu appears along the left side of your screen and includes all available content sections

Clicking on a menu item will take you to the section of the module selected.

The section you are currently in will be highlighted by a colour strip on the left.

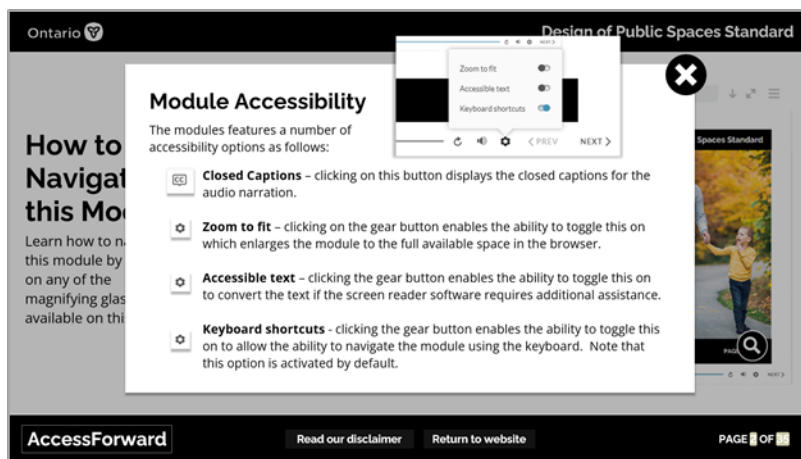
Previously viewed sections are indicated by the appearance of a checkmark on the right.



Module Audio/Narration

Along the bottom of the module the ability to control the audio and narration is provided. Narration of each page is activated by default.

Narration can be paused at any time by clicking the play/pause button to the left of this area. Narration can be replayed using the replay button at the right side of this area. Volume level can be minimized/maximized using the speaker button.



Module Accessibility

The modules features a number of accessibility options as follows:

Closed Captions – clicking on this button displays the closed captions for the audio narration.

Zoom to fit – clicking on the gear button enables the ability to toggle this on which enlarges the module to the full available space in the browser.

Accessible text – clicking the gear button enables the ability to toggle this on to convert the text if the screen reader software requires additional assistance.

Keyboard shortcuts - clicking the gear button enables the ability to toggle this on to allow the ability to navigate the module using the keyboard. Note that this option is activated by default

Page 3 of 35: Organizational Classification Chart

Ontario  Design of Public Spaces Standard

Organizational Classification Chart

The 5 classes of organizations:

- + Government of Ontario and the Legislative Assembly
- + Large designated public sector organization
- + Small designated public sector organization
- + Large organization
- + Small organization

Designated public sector organization: refers to organizations listed in Schedule 1 (Broader Public Sector) of the Integrated Accessibility Standards Regulation. These organizations include hospitals, universities, colleges of applied arts and technology, district school boards, and organizations that provide public transportation.

Designated public sector also means every municipality and every person or organization listed in Column 1 of Table 1 of Ontario Regulation 146/10, of the Public Service of Ontario Act, 2006.

AccessForward [Read our disclaimer](#) [Return to website](#) PAGE 3 OF 35

The 5 classes of organizations:

Ontario  Design of Public Spaces Standard

Organizational Classification Chart

The 5 classes of organization

- + Government of Ontario and the Legislative Assembly
- + Large designated public
- + Small designated public
- + Large organization
- + Small organization

Government of Ontario and the Legislative Assembly
Includes every ministry of the Government of Ontario, the Office of the Premier, and the Legislative Assembly including constituency offices of the members of the Assembly.

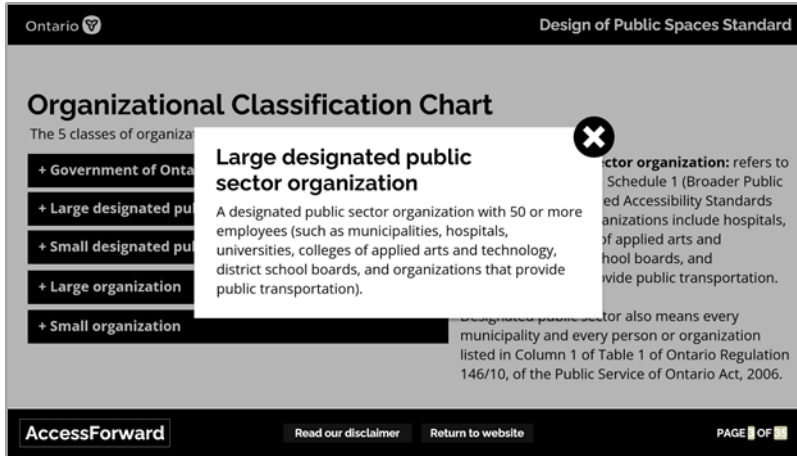
Designated public sector organization: refers to Schedule 1 (Broader Public ed Accessibility Standards anizations include hospitals, of applied arts and hool boards, and ivate public transportation.

Designated public sector also means every municipality and every person or organization listed in Column 1 of Table 1 of Ontario Regulation 146/10, of the Public Service of Ontario Act, 2006.

AccessForward [Read our disclaimer](#) [Return to website](#) PAGE 3 OF 35

Government of Ontario and the Legislative Assembly

Includes every ministry of the Government of Ontario, the Office of the Premier, and the Legislative Assembly including constituency offices of the members of the Assembly.




Large designated public sector organization

A designated public sector organization* with 50 or more employees (such as municipalities, hospitals, universities, colleges of applied arts and technology, district school boards, and organizations that provide public transportation).



Small designated public sector organization

A designated public sector organization* with one to 49 employees such as the Ontario Office of the Fairness Commissioner and some municipalities.

Ontario  Design of Public Spaces Standard

Organizational Classification Chart

The 5 classes of organizations:

- + Government of Ontario
- + Large designated public sector organization
- + Small designated public sector organization
- + Large organization
- + Small organization

Large organization
Refers to a private or not-for-profit organization that provides goods, services or facilities to the public or to other organizations and has 50 or more employees in Ontario. It does not include the Government of Ontario, Legislative Assembly, or designated public sector organizations.

Designated public sector organization: refers to organizations listed in Schedule 1 (Broader Public Sector) of the Integrated Accessibility Standards Regulation. These organizations include hospitals, universities, colleges of applied arts and technology, district school boards, and organizations that provide public transportation.

Designated public sector organization also means every municipality and every person or organization listed in Column 1 of Table 1 of Ontario Regulation 146/10, of the Public Service of Ontario Act, 2006.

AccessForward [Read our disclaimer](#) [Return to website](#) PAGE 1 OF 1

Large Organization

A private or not-for-profit organization that provides goods, services or facilities to the public or to other organizations and has 50 or more employees in Ontario. It does not include the Government of Ontario, Legislative Assembly, or designated public sector organizations.

Ontario  Design of Public Spaces Standard

Organizational Classification Chart

The 5 classes of organizations:

- + Government of Ontario
- + Large designated public sector organization
- + Small designated public sector organization
- + Large organization
- + Small organization

Small organization
Refers to a private or not-for-profit organization that provides goods, services or facilities to the public or to other organizations and has one to 49 employees in Ontario. It does not include the Government of Ontario, Legislative Assembly, or designated public sector organizations.

Designated public sector organization: refers to organizations listed in Schedule 1 (Broader Public Sector) of the Integrated Accessibility Standards Regulation. These organizations include hospitals, universities, colleges of applied arts and technology, district school boards, and organizations that provide public transportation.

Designated public sector organization also means every municipality and every person or organization listed in Column 1 of Table 1 of Ontario Regulation 146/10, of the Public Service of Ontario Act, 2006.

AccessForward [Read our disclaimer](#) [Return to website](#) PAGE 1 OF 1

Small Organization

A private or not-for-profit organization that provides goods, services or facilities to the public or to other organizations and has one to 49 employees in Ontario. It does not include the Government of Ontario, Legislative Assembly, or designated public sector organizations.

Designated public sector organization: Refers to organizations listed in Schedule 1 (Broader Public Sector) of the Integrated Accessibility Standards Regulation. These organizations include hospitals, universities, colleges of applied arts and technology, district school boards, and organizations that provide public transportation.

Designated public sector also means every municipality and every person or organization listed in Column 1 of Table 1 of Ontario Regulation 146/10, of the Public Service of Ontario Act, 2006.

Page 4 of 35: Design of Public Spaces Standard



The screenshot shows a webpage titled "Design of Public Spaces Standard" under the "AccessForward" logo. The page content includes:

- Design of Public Spaces Standard**
- In this module you will learn about the requirements of the Design of Public Spaces Standard.
- The standard sets requirement for specific features of our physical environment that will make it easier for people with disabilities to move through, use and enjoy what our communities have to offer.
- Watch this video for an introduction to the standard.
- Video Transcript** (with a download icon): Download a full written transcript of this video.
- Now let's take a closer look at the requirements of this standard.

The video player shows the title "AccessForward Training for an Accessible Ontario" and a progress bar at 00:00 / 05:22. At the bottom of the page, there are links for "Read our disclaimer", "Return to website", and a "PAGE 4 OF 35" indicator.

In this module you will learn about the requirements of the Design of Public Spaces Standard.

The standard sets requirement for specific features of our physical environment that will make it easier for people with disabilities to move through, use and enjoy what our communities have to offer.

Watch this video for an introduction to the standard.

Video Transcript

Download a full written transcript of this video.

Now let's take a closer look at the general requirements.

AccessForward: Training for an Accessible Ontario Space for Everyone: Introduction to the Design of Public Spaces Standard – Integrated Accessibility Standards Regulation

NARRATOR:

Public spaces connect us to where we want to go. When we leave home we depend on them to take us to everything our communities have to offer.

Accessible public spaces provide the important link between places to work, travel, shop and play.

Removing barriers on recreational trails, outdoor play spaces, parking, along sidewalks, and at pedestrian crossing areas will make public spaces easier to navigate, allowing people with disabilities to get to where they want to go and giving them the chance to enjoy our outdoor spaces.

Within the next 20 years, as the population ages, the number of people with disabilities will increase from 1 in 7 to 1 in 5.

[text on screen:] Over the next 20 years the number of people with disabilities will increase from 1 in 7 to 1 in 5

This means increased demand for accessible public spaces that support independence and mobility, for example, increased availability of accessible parking that can provide better access to shopping and services.

Ontario is making public spaces accessible through the Design of Public Spaces Standard.

The Design of Public Spaces Standard builds on accessibility design practices we already see emerging in our communities when new public spaces are built, and when major changes are made to older spaces.

Though change takes time, considering the needs of people with disabilities from the earliest stages when designing, planning and constructing public spaces will result in more accessible and liveable communities for all Ontarians.

Providing the same opportunities for people with disabilities as everyone else allows for people to fully participate in the life of our communities by allowing them to be active and independent.

Increasing access to places where people can shop, work and play is an investment in our province's future.


Through these improvements, we really are making Ontario open to everyone.

The Design of Public Spaces Standard, as outlined in this module, sets requirements for specific features of our physical environment that will make it easier for people with disabilities to move through, use and enjoy what our communities have to offer.

[text on screen:] Design of Public Spaces Standard sets requirements for specific features of our physical environment that will make it easier for people with disabilities to move through, use and enjoy what our communities have to offer.

[text on screen:] Developed by the Government of Ontario


Page 5 of 35: Module Topics

Ontario 
Design of Public Spaces Standard

Module Topics

- About the Design of Public Spaces Standard
- How the Standard Relates to Other Requirements of the Integrated Accessibility Standards Regulation (IASR)
- Who Must Comply?
- Existing Contracts
- Recreational Trails and Beach Access Routes
 - Requirements for Recreational Trails and Beach Access Routes
- Outdoor Public Use Eating Areas
- Outdoor Play Spaces
- Exterior Paths of Travel

- Accessible Parking
 - Requirements for Accessible Off-Street Parking
 - Requirements for Accessible On-Street Parking
- Obtaining Services
- Maintenance Planning



This module will take you approximately 15 minutes to complete.

AccessForward
[Read our disclaimer](#)
[Return to website](#)
PAGE 5 OF 35

- About the Design of Public Spaces Standard
- How the Standard Relates to Other Requirements of the Integrated Accessibility Standards Regulation (IASR)
- Who Must Comply?
- Existing Contracts
- Recreational Trails and Beach Access Routes
 - Requirements for Recreational Trails and Beach Access Routes
- Outdoor Public Use Eating Areas
- Outdoor Play Spaces
- Exterior Paths of Travel
- Accessible Parking
 - Requirements for Accessible Off-Street Parking
 - Requirements for Accessible On-Street Parking
- Obtaining Services
- Maintenance Planning

This module will take you approximately 15 minutes to complete.

Page 6 of 35: About the Design of Public Spaces Standard

Ontario  Design of Public Spaces Standard

About the Design of Public Spaces Standard

Accessible public spaces make it easier for people with disabilities to move through and use the environment.


The requirements of the standard are divided into seven sections:

1. [Recreational trails](#) and [beach access routes](#)
2. Outdoor public use eating areas, like those found at rest stops or picnic grounds
3. Outdoor play spaces
4. Exterior paths of travel ([sidewalks](#) or [walkways](#)) and their associated elements, such as [ramps](#), [stairs](#), [curb ramps](#), [rest areas](#) and [accessible pedestrian signals](#)
5. Accessible [off-street](#) and [on-street](#) parking spaces
6. Obtaining services (service counters, fixed queuing guides and waiting areas)
7. [Maintenance](#) planning

AccessForward [Read our disclaimer](#) [Return to website](#) PAGE 6 OF 35

Accessible public spaces make it easier for people with disabilities to move through and use the environment.

The requirements of the standard are divided into seven sections:

Ontario  Design of Public Spaces Standard

About the Design of Public Spaces Standard

Accessible public spaces make it easier for people with disabilities to move through and use the environment.

The requirements of the standard are divided into seven sections:


1. [Recreational trails](#) and [beach access routes](#)
2. Outdoor public use eating areas, like those found at rest stops or picnic grounds
3. Outdoor play spaces
4. Exterior paths of travel ([sidewalks](#) or [walkways](#)) and their associated elements, such as [ramps](#), [stairs](#), [curb ramps](#), [rest areas](#) and [accessible pedestrian signals](#)
5. Accessible [off-street](#) and [on-street](#) parking spaces
6. Obtaining services (service counters, fixed queuing guides and waiting areas)
7. [Maintenance](#) planning

Recreational Trails
Public pedestrian trails that are intended for recreational and leisure purposes.

AccessForward [Read our disclaimer](#) [Return to website](#) PAGE 6 OF 35

Recreational trails

Public pedestrian trails that are intended for recreational and leisure purposes.

Ontario  Design of Public Spaces Standard

About the Design of Public Spaces Standard

Accessible public spaces make it easier for people with disabilities to move through and use the environment.

The requirements of the standard are:

1. [Recreational trails and beaches](#)
2. Outdoor public use eating areas
3. Outdoor play spaces
4. Exterior paths of travel ([sidewalks](#) or [walkways](#)) and their associated elements, such as [ramps](#), [stairs](#), [curb ramps](#), [rest areas](#) and [accessible pedestrian signals](#)
5. Accessible [off-street](#) and [on-street](#) parking spaces
6. Obtaining services (service counters, fixed queuing guides and waiting areas)
7. [Maintenance](#) planning

Beach Access Routes

Routes that are constructed and are intended for pedestrian use by the public and that provide access from off-street parking facilities, recreational trails, exterior paths of travel and amenities to an area of a beach that is intended for recreational use by the public.

AccessForward [Read our disclaimer](#) [Return to website](#) PAGE 1 OF 1

Beach Access Routes

Routes that are constructed and are intended for pedestrian use by the public and that provide access from off-street parking facilities, recreational trails, exterior paths of travel and amenities to an area of a beach that is intended for recreational use by the public.

Outdoor public use eating areas, like those found at rest stops or picnic grounds

Outdoor play spaces

Exterior paths of travel

Ontario  Design of Public Spaces Standard

About the Design of Public Spaces Standard

Accessible public spaces make it easier for people with disabilities to move through and use the environment.

The requirements of the standard are:

1. [Recreational trails and beaches](#)
2. Outdoor public use eating areas
3. Outdoor play spaces
4. Exterior paths of travel ([sidewalks](#) or [walkways](#)) and their associated elements, such as [ramps](#), [stairs](#), [curb ramps](#), [rest areas](#) and [accessible pedestrian signals](#)
5. Accessible [off-street](#) and [on-street](#) parking spaces
6. Obtaining services (service counters, fixed queuing guides and waiting areas)
7. [Maintenance](#) planning

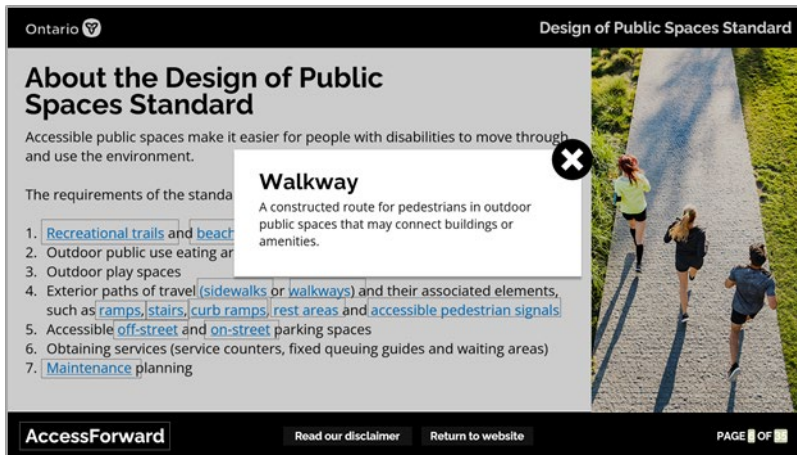
Sidewalk

A paved walkway along the side of a road, to be used by pedestrians.

AccessForward [Read our disclaimer](#) [Return to website](#) PAGE 1 OF 1

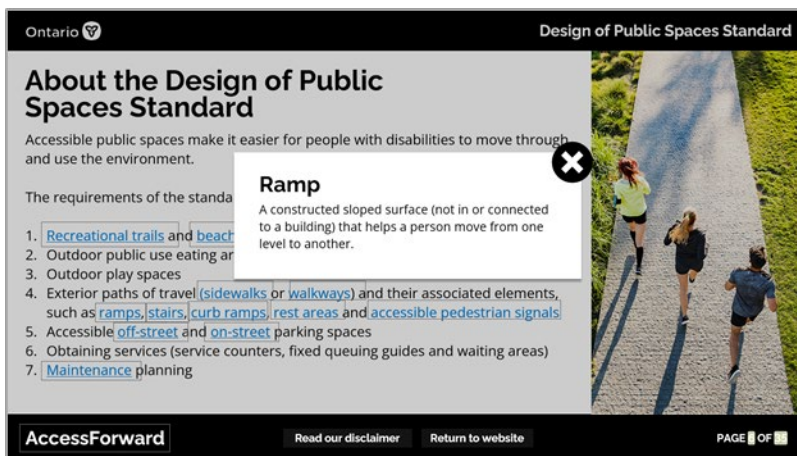
Sidewalks

A paved walkway along the side of a road, to be used by pedestrians.



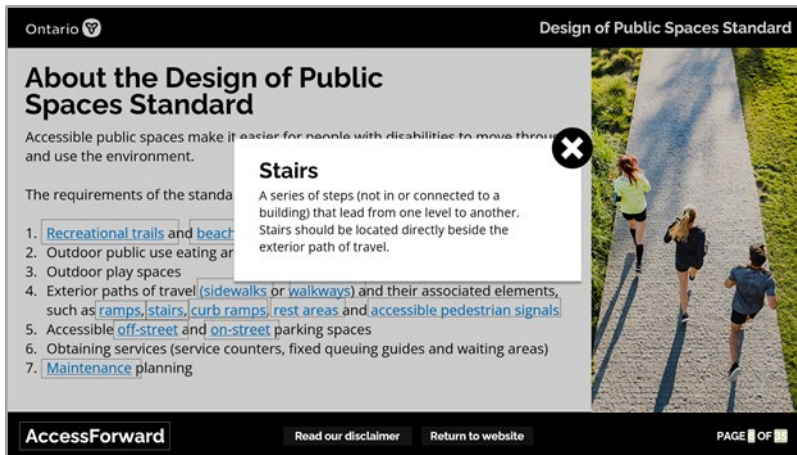
Walkways

A constructed route for pedestrians in outdoor public spaces that may connect buildings or amenities.



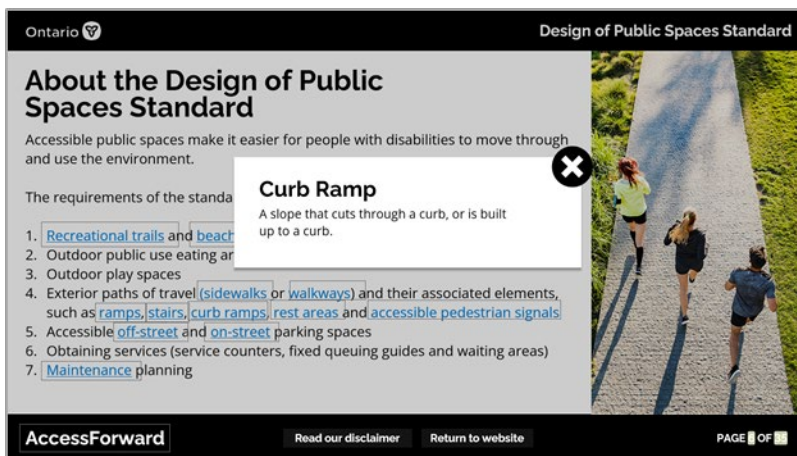
Ramps

A constructed sloped surface (not in or connected to a building) that helps a person move from one level to another.



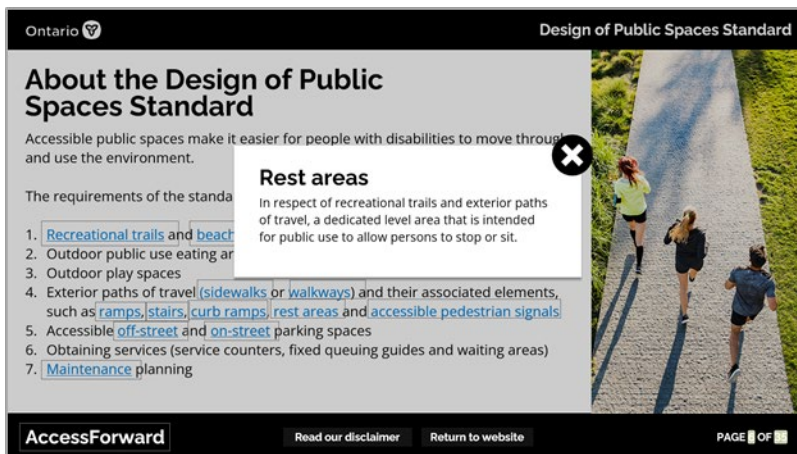
Stairs

A series of steps (not in or connected to a building) that lead from one level to another. Stairs should be located directly beside the exterior path of travel.



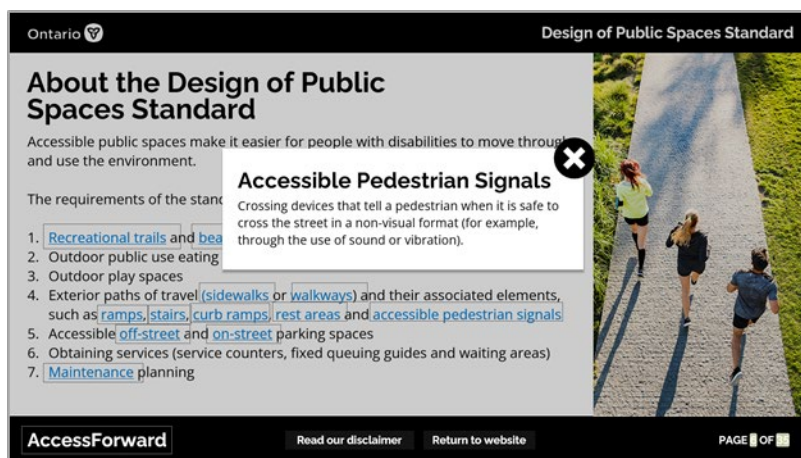
Curb Ramps


A slope that cuts through a curb, or is built up to a curb.



Rest Areas

In respect of recreational trails and exterior paths of travel, a dedicated level area that is intended for public use to allow persons to stop or sit.



Ontario  Design of Public Spaces Standard

About the Design of Public Spaces Standard

Accessible public spaces make it easier for people with disabilities to move through and use the environment.

The requirements of the standard include:

1. [Recreational trails and beaches](#)
2. Outdoor public use eating areas
3. Outdoor play spaces
4. Exterior paths of travel ([sidewalks](#) or [walkways](#)) and their associated elements, such as [ramps](#), [stairs](#), [curb ramps](#), [rest areas](#) and [accessible pedestrian signals](#)
5. Accessible [off-street](#) and [on-street](#) parking spaces
6. Obtaining services (service counters, fixed queuing guides and waiting areas)
7. [Maintenance](#) planning

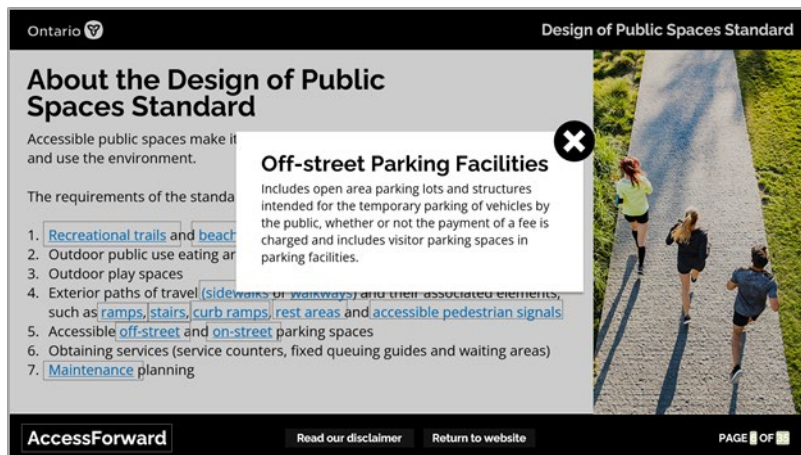
Accessible Pedestrian Signals


Crossing devices that tell a pedestrian when it is safe to cross the street in a non-visual format (for example, through the use of sound or vibration).

AccessForward [Read our disclaimer](#) [Return to website](#) PAGE 1 OF 1

Accessible Pedestrian Signals

Crossing devices that tell a pedestrian when it is safe to cross the street in a non-visual format (for example, through the use of sound or vibration).



Ontario  Design of Public Spaces Standard

About the Design of Public Spaces Standard

Accessible public spaces make it easier for people with disabilities to move through and use the environment.

The requirements of the standard include:

1. [Recreational trails and beaches](#)
2. Outdoor public use eating areas
3. Outdoor play spaces
4. Exterior paths of travel ([sidewalks](#) or [walkways](#)) and their associated elements, such as [ramps](#), [stairs](#), [curb ramps](#), [rest areas](#) and [accessible pedestrian signals](#)
5. Accessible [off-street](#) and [on-street](#) parking spaces
6. Obtaining services (service counters, fixed queuing guides and waiting areas)
7. [Maintenance](#) planning


Off-street Parking Facilities

Includes open area parking lots and structures intended for the temporary parking of vehicles by the public, whether or not the payment of a fee is charged and includes visitor parking spaces in parking facilities.

AccessForward [Read our disclaimer](#) [Return to website](#) PAGE 1 OF 1

Accessible off-street parking spaces

Includes open area parking lots and structures intended for the temporary parking of vehicles by the public, whether or not the payment of a fee is charged and includes visitor parking spaces in parking facilities.

Ontario  Design of Public Spaces Standard

About the Design of Public Spaces Standard

Accessible public spaces make it easier for everyone to use the environment.

The requirements of the standard include:

1. [Recreational trails and beaches](#)
2. Outdoor public use eating areas
3. Outdoor play spaces
4. Exterior paths of travel ([sidewalks](#) or [walkways](#)) and their associated elements, such as [ramps](#), [stairs](#), [curb ramps](#), [rest areas](#) and [accessible pedestrian signals](#)
5. Accessible [off-street](#) and [on-street](#) parking spaces
6. Obtaining services (service counters, fixed queuing guides and waiting areas)
7. [Maintenance](#) planning

On-street Parking Facilities


Includes parking spaces located on highways, as defined in subsection 1(1) of the Highway Traffic Act, that provide direct access to shops, offices and other facilities whether or not the payment of a fee is charged.

AccessForward [Read our disclaimer](#) [Return to website](#) PAGE 1 OF 1

Accessible on-street parking spaces

Includes parking spaces located on highways, as defined in subsection 1(1) of the Highway Traffic Act, that provide direct access to shops, offices and other facilities whether or not the payment of a fee is charged.

Obtaining services (service counters, fixed queuing guides and waiting areas)

Ontario  Design of Public Spaces Standard

About the Design of Public Spaces Standard

Accessible public spaces make it easier for everyone to use the environment.

The requirements of the standard include:

1. [Recreational trails and beaches](#)
2. Outdoor public use eating areas
3. Outdoor play spaces
4. Exterior paths of travel ([sidewalks](#) or [walkways](#)) and their associated elements, such as [ramps](#), [stairs](#), [curb ramps](#), [rest areas](#) and [accessible pedestrian signals](#)
5. Accessible [off-street](#) and [on-street](#) parking spaces
6. Obtaining services (service counters, fixed queuing guides and waiting areas)
7. [Maintenance](#) planning

Maintenance


Activities that are intended to keep existing public spaces and elements in existing public spaces in good working order or to restore the spaces or elements to their original condition, examples of which include painting and minor repairs.

AccessForward [Read our disclaimer](#) [Return to website](#) PAGE 1 OF 1

Maintenance Planning

Activities that are intended to keep existing public spaces and elements in existing public spaces in good working order or to restore the spaces or elements to their original condition, examples of which include painting and minor repairs.

Page 7 of 35: About the Design of Public Spaces Standard: The scope of the requirements

Ontario  Design of Public Spaces Standard

About the Design of Public Spaces Standard

The scope of the requirements

The standard requires organizations to incorporate accessibility when:

- Building new public spaces, or
- Making [planned significant alterations](#) to existing public spaces.

Organizations are **not** required to retrofit public spaces to meet the requirements. This means that organizations are not required to alter their public spaces if they have no plans to do so.

Accessibility for elements related to buildings, for example, building entrances, washrooms and barrier-free paths of travel, are **not** addressed in this standard. They are addressed through Ontario's Building Code.


AccessForward [Read our disclaimer](#) [Return to website](#) PAGE 7 OF 35

The standard requires organizations to incorporate accessibility when:

- Building new public spaces, or
- Making planned significant alterations to existing public spaces.

Organizations are **not** required to retrofit public spaces to meet the requirements. This means that organizations are not required to alter their public spaces if they have no plans to do so.

Accessibility for elements related to buildings, for example, building entrances, washrooms and barrier-free paths of travel, are not addressed in this standard. They are addressed through Ontario's Building Code.

Ontario  Design of Public Spaces Standard

About the Design of Public Spaces Standard

The scope of the requirements

The standard requires organizations to incorporate accessibility when:

- Building new public spaces, or
- Making [planned significant alterations](#) to existing public spaces.

Organizations are **not** required to retrofit public spaces to meet the requirements. This means that organizations are not required to alter their public spaces if they have no plans to do so.

Accessibility for elements related to buildings, for example, building entrances, washrooms and barrier-free paths of travel, are **not** addressed in this standard. They are addressed through Ontario's Building Code.

Planned Significant Alterations

The organization must determine what is a planned significant alteration in the context of the redevelopment of the public space. It does not include maintenance activities such as repairs, environmental mitigation or environmental restoration.

AccessForward [Read our disclaimer](#) [Return to website](#) PAGE 7 OF 35

Planned significant alterations

The organization must determine what is a planned significant alteration in the context of the redevelopment of the public space. It does not include maintenance activities such as repairs, environmental mitigation or environmental restoration.

Page 8 of 35: How the Standard Relates to Other Requirements of the IASR

Ontario 
Design of Public Spaces Standard

How the Standard Relates to Other Requirements of the IASR

It's important to remember that the General Requirements section of the regulation includes requirements that may be relevant to the Design of Public Spaces Standard. For example:

- All organizations with accessibility plan requirements must make sure that their multi-year accessibility plan outlines how their requirements under the regulation (including the Design of Public Spaces Standard) will be met.
- Designated public sector organizations are required, except where not practicable to do so, to "incorporate accessibility design, criteria and features when procuring or acquiring goods, services or facilities", which may be relevant to the accessibility features of public spaces such as outdoor play spaces or outdoor public use eating areas.




AccessForward
[Read our disclaimer](#)
[Return to website](#)
PAGE 8 OF 35

It's important to remember that the General Requirements section of the regulation includes requirements that may be relevant to the Design of Public Spaces Standard. For example:

- All organizations with accessibility plan requirements must make sure that their multi-year accessibility plan outlines how their requirements under the regulation (including the Design of Public Spaces Standard) will be met.
- Designated public sector organizations are required, except where not practicable to do so, to "incorporate accessibility design, criteria and features when procuring or acquiring goods, services or facilities", which may be relevant to the accessibility features of public spaces such as outdoor play spaces or outdoor public use eating areas.

Page 9 of 35: Who Must Comply?

Ontario 
Design of Public Spaces Standard

Who Must Comply?

The standard applies to public, private and not-for-profit organizations in Ontario.

Small organizations, which are private and not-for-profit organizations with 1 to 49 employees, are exempt from certain requirements which are identified throughout this module.

Who must comply - owner or lease-holder?
The standard states that the organization that must comply with the requirements is the one that has authority or approval to build on or make planned significant alterations to the public space, but not necessarily an organization that may have approved the construction or otherwise have an interest in the property.

This may not necessarily be the owner of the land, but could be the lease-holder or operator.

Select the heading below for some examples:

[+ A Municipality](#)

[+ An Organization](#)

AccessForward
[Read our disclaimer](#)
[Return to website](#)
PAGE 9 OF 35

The standard applies to public, private and not-for-profit organizations in Ontario.


Small organizations, which are private and not-for-profit organizations with 1 to 49 employees, are exempt from certain requirements which are identified throughout this module.

Who must comply - owner or lease-holder?

The standard states that the organization that must comply with the requirements is the one that has authority or approval to build on or make planned significant alterations to the public space, but not necessarily an organization that may have approved the construction or otherwise have an interest in the property.

This may not necessarily be the owner of the land, but could be the lease-holder or operator.

Select the heading below for some examples:

Ontario 
Design of Public Spaces Standard

Who Must Comply?

The standard applies to public, private and not-for-profit organizations in Ontario.

Small organizations, which are private and not-for-profit organizations with 1 to 49 employees, are exempt from certain requirements which are identified throughout this module.

Who must comply - owner or lease-holder?
The standard states that the organization that must comply with the requirements is the one that has authority or approval to build on or make planned significant alterations to the public space, but not necessarily an organization that may have approved the construction or otherwise have an interest in the property.

This may not necessarily be the owner of the land, but could be the lease-holder or operator.

Select the heading below for some examples:


[- A Municipality](#)

[+ An Organization](#)

AccessForward
[Read our disclaimer](#)
[Return to website](#)
PAGE 9 OF 35

A Municipality:

A municipality may decide to build a public parking garage on land that it owns and a private construction company carries out this work on its behalf. The organization responsible for compliance with the requirements for accessible parking would be the municipality.

Ontario 
Design of Public Spaces Standard

Who Must Comply?

The standard applies to public, private and not-for-profit organizations in Ontario.

Small organizations, which are private and not-for-profit organizations with 1 to 49 employees, are exempt from certain requirements which are identified throughout this module.

Who must comply - owner or lease-holder?
The standard states that the organization that must comply with the requirements is the one that has authority or approval to build on or make planned significant alterations to the public space, but not necessarily an organization that may have approved the construction or otherwise have an interest in the property.

This may not necessarily be the owner of the land, but could be the lease-holder or operator.

Select the heading below for some examples:

+ A Municipality

- An Organization


An organization may lease an unused parcel of land to another organization that then decides to build and maintain a recreational trail on it. The organization responsible for compliance with the requirements for trails on the land would be the lease-holder and not the land owner.

AccessForward
Read our disclaimer Return to website
PAGE 11 OF 11

An Organization:

An organization may lease an unused parcel of land to another organization that then decides to build and maintain a recreational trail on it. The organization responsible for compliance with the requirements for trails on the land would be the lease-holder and not the land owner.

Page 10 of 35: Existing Contracts

Ontario 
Design of Public Spaces Standard

Existing Contracts

If an organization has entered into a contract on or before December 31, 2012 to build a new or make planned significant alterations to an existing public space, and the contract does not meet the requirements of the standard, the requirements do not have to be met in honouring the contract.

Despite this exemption, organizations are encouraged to meet the requirements of the Design of Public Spaces Standard wherever possible.



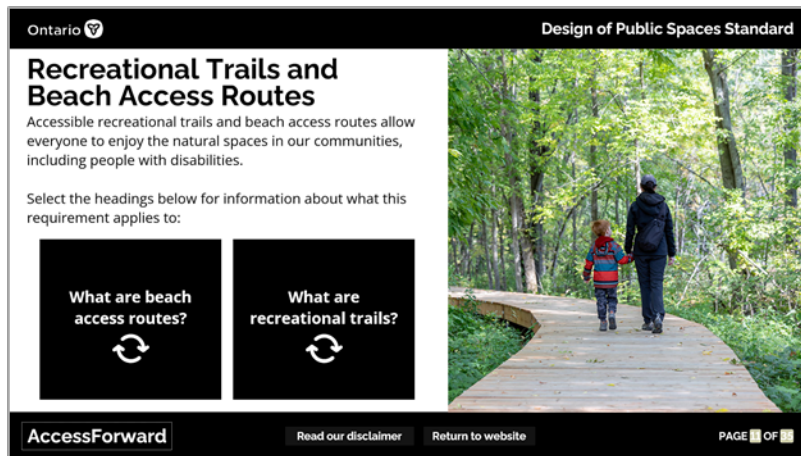
AccessForward
Read our disclaimer Return to website
PAGE 10 OF 35

If an organization has entered into a contract on or before December 31, 2012 to build a new or make planned significant alterations to an existing public space, and

the contract does not meet the requirements of the standard, the requirements do not have to be met in honouring the contract.

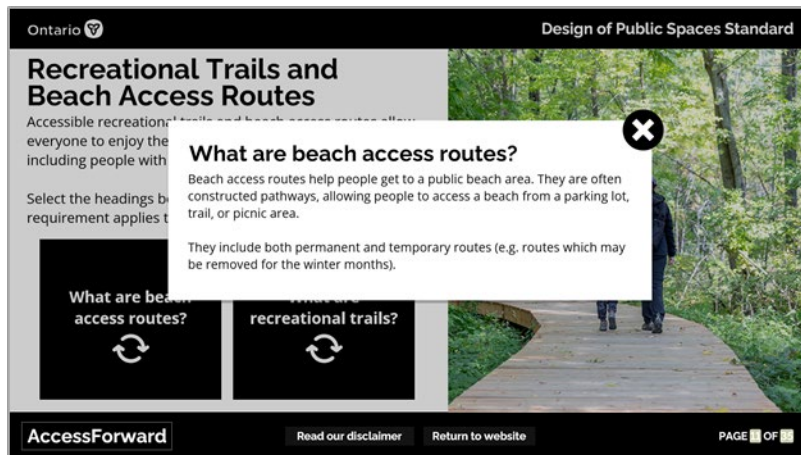
Despite this exemption, organizations are encouraged to meet the requirements of the Design of Public Spaces Standard wherever possible.

Page 11 of 35: Recreational Trails and Beach Access Routes



Accessible recreational trails and beach access routes allow everyone to enjoy the natural spaces in our communities, including people with disabilities.

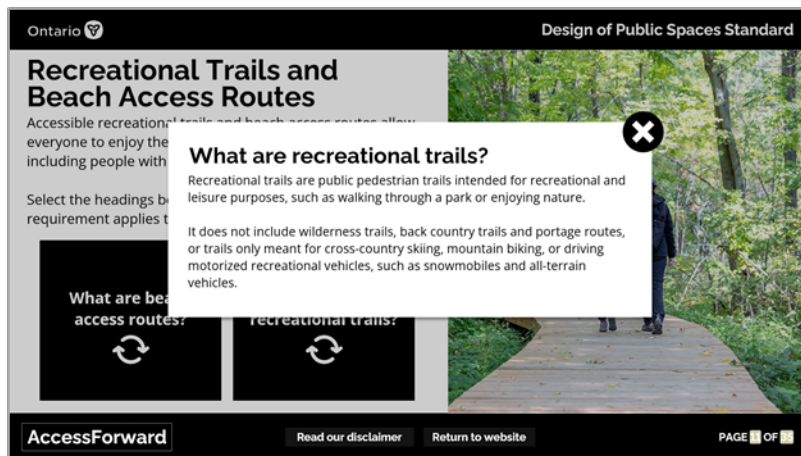
Select the headings below for information about what this requirement applies to:



What are beach access routes?

Beach access routes help people get to a public beach area. They are often constructed pathways, allowing people to access a beach from a parking lot, trail, or picnic area.

They include both permanent and temporary routes (e.g. routes which may be removed for the winter months).

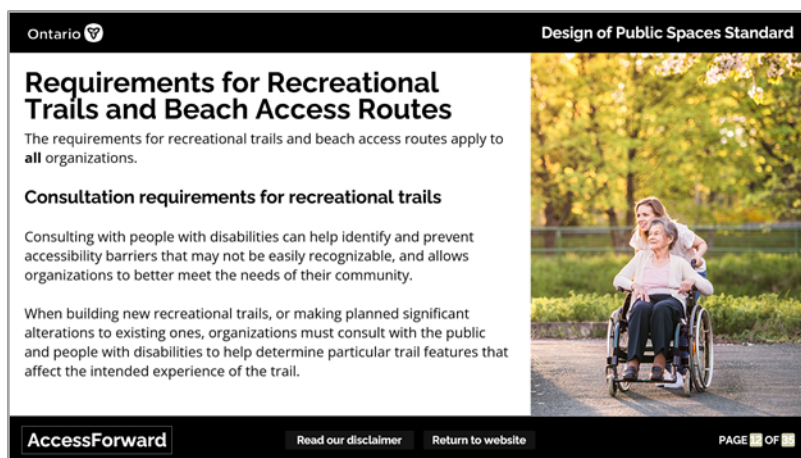


What are recreational trails?

Recreational trails are public pedestrian trails intended for recreational and leisure purposes, such as walking through a park or enjoying nature.

It does not include wilderness trails, back country trails and portage routes, or trails only meant for cross-country skiing, mountain biking, or driving motorized recreational vehicles, such as snowmobiles and all-terrain vehicles.

Page 12 of 35: Requirements for Recreational Trails and Beach Access Routes



The requirements for recreational trails and beach access routes apply to **all** organizations.

Consultation requirements for recreational trails

Consulting with people with disabilities can help identify and prevent accessibility barriers that may not be easily recognizable, and allows organizations to better meet the needs of their community.

When building new recreational trails, or making planned significant alterations to existing ones, organizations must consult with the public and people with disabilities to help determine particular trail features that affect the intended experience of the trail.

Slide 13 of 35: Requirements for Recreational Trails and Beach Access Routes

The screenshot shows a presentation slide with the following content:

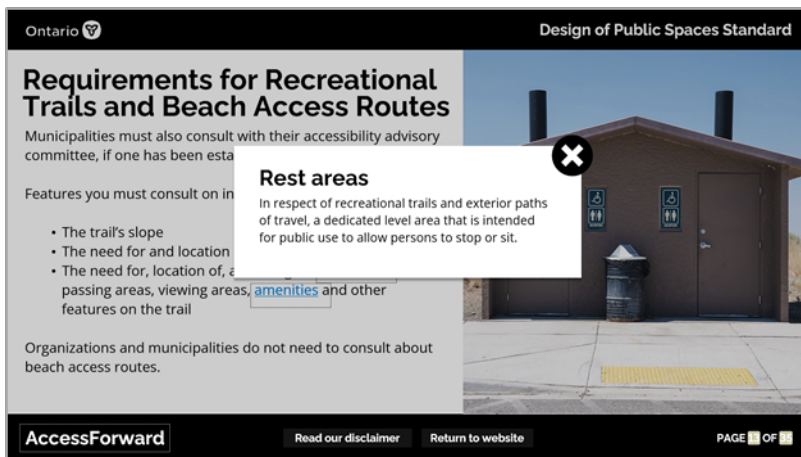
- Ontario** logo in the top left corner.
- Design of Public Spaces Standard** in the top right corner.
- Requirements for Recreational Trails and Beach Access Routes** as the main title.
- Text: "Municipalities must also consult with their accessibility advisory committee, if one has been established."
- Section: "Features you must consult on include:"
 - The trail's slope
 - The need for and location of ramps on the trail, and
 - The need for, location of, and design of rest areas, passing areas, viewing areas, amenities and other features on the trail
- Text: "Organizations and municipalities do not need to consult about beach access routes."
- Image: A photograph of a modern, dark-colored public restroom building with two doors, each featuring an accessibility icon. A yellow tactile paving strip is visible on the ground in front of the building.
- Footer: "AccessForward" logo on the left, "Read our disclaimer" and "Return to website" buttons in the center, and "PAGE 13 OF 35" on the right.

Municipalities must also consult with their accessibility advisory committee, if one has been established.

Features you must consult on include:

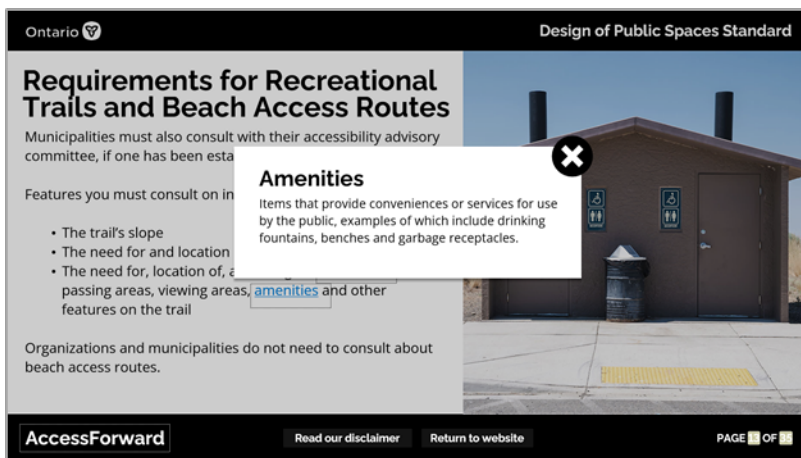
- The trail's slope
- The need for and location of ramps on the trail, and
- The need for, location of, and design of rest areas, passing areas, viewing areas, amenities and other features on the trail

Organizations and municipalities do not need to consult about beach access routes.



Rest areas


In respect of recreational trails and exterior paths of travel, a dedicated level area that is intended for public use to allow persons to stop or sit.



Amenities

Items that provide conveniences or services for use by the public, examples of which include drinking fountains, benches and garbage receptacles.

Page 14 of 35: Technical Requirements for Recreational Trails and Beach Access Routes


Ontario 
Design of Public Spaces Standard

Technical Requirements for Recreational Trails and Beach Access Routes

When building new or making planned significant alterations to existing recreational trails and beach access routes, your organization must follow certain technical requirements, including:

- Minimum width and height clearance measurements
- Surface characteristics

If your organization plans to add a boardwalk or ramp to a trail or beach access route, similar technical requirements apply.




AccessForward
[Read our disclaimer](#)
[Return to website](#)
PAGE 14 OF 35

When building new or making planned significant alterations to existing recreational trails and beach access routes, your organization must follow certain technical requirements, including:

- Minimum width and height clearance measurements
- Surface characteristics

If your organization plans to add a boardwalk or ramp to a trail or beach access route, similar technical requirements apply.


Page 15 of 35: Requirements for Recreational Trails and Beach Access Routes

Ontario 
Design of Public Spaces Standard

Technical Requirements for Recreational Trails and Beach Access Routes

In addition, the following requirements apply to recreational trails:

- Trail heads must have signage containing information about the physical characteristics of the trail, including length of the trail, average and minimum trail width and, location of amenities to help users decide how best to enjoy the trail experience.
- When other media is used to provide information about the recreational trail (beyond advertising, notice or promotion), such as a park website or brochure, it must contain the same information as the trail head signage.




AccessForward
[Read our disclaimer](#)
[Return to website](#)
PAGE 15 OF 35

In addition, the following requirements apply to recreational trails:

- Trail heads must have signage containing information about the physical characteristics of the trail, including length of the trail, average and minimum trail width and, location of amenities to help users decide how best to enjoy the trail experience.
- When other media is used to provide information about the recreational trail (beyond advertising, notice or promotion), such as a park website or brochure, it must contain the same information as the trail head signage.

Page 16 of 35: Outdoor Public Use Eating Areas

Ontario  Design of Public Spaces Standard

Outdoor Public Use Eating Areas


Outdoor public use eating areas are public areas with tables and intended for use by the public as a place to consume food, such as picnic tables in parks, on hospital grounds or university campuses, and outdoor food courts at amusement parks.

The requirements apply to all organizations [except small organizations](#).

AccessForward [Read our disclaimer](#) [Return to website](#) PAGE 16 OF 35

Outdoor public use eating areas are public areas with tables and intended for use by the public as a place to consume food, such as picnic tables in parks, on hospital grounds or university campuses, and outdoor food courts at amusement parks.

The requirements apply to all organizations [except small organizations](#).

Ontario  Design of Public Spaces Standard

Outdoor Public Use Eating Areas

Outdoor public use eating areas are public areas with tables and intended for use by the public as a place to consume food, such as picnic tables in parks, on hospital grounds or university campuses, and outdoor food courts at amusement parks.

The requirements apply to all organizations [except small organizations](#).

Small organization

Refers to a private or not-for-profit organization that provides goods, services or facilities to the public or to other organizations and has one to 49 employees in Ontario. It does not include the Government of Ontario, Legislative Assembly, or designated public sector organizations.

AccessForward [Read our disclaimer](#) [Return to website](#) PAGE 16 OF 35

Small organization

Refers to a private or not-for-profit organization that provides goods, services or facilities to the public or to other organizations and has one to 49 employees in Ontario. It does not include the Government of Ontario, Legislative Assembly, or designated public sector organizations.


Page 17 of 35: Outdoor Public Use Eating Areas

Ontario
Design of Public Spaces Standard

Outdoor Public Use Eating Areas

When building new or making planned significant alterations to existing outdoor public eating areas, organizations must make sure:

- At least 20 per cent of new tables added, and no fewer than one of the new tables, are accessible to people using mobility aids, such as wheelchairs,
- The ground surface leading to and under the accessible tables is level, firm, and stable to accommodate mobility aids, and
- Enough clear space around the accessible tables is provided so people using a mobility aid can approach the tables.



AccessForward
PAGE 17 OF 35

When building new or making planned significant alterations to existing outdoor public eating areas, organizations must make sure:

- At least 20 per cent of new tables added, and no fewer than one of the new tables, are accessible to people using mobility aids, such as wheelchairs,
- The ground surface leading to and under the accessible tables is level, firm, and stable to accommodate mobility aids, and
- Enough clear space around the accessible tables is provided so people using a mobility aid can approach the tables.

Page 18 of 35: Outdoor Public Use Eating Areas


Ontario
Design of Public Spaces Standard

Outdoor Public Use Eating Areas

How many accessible tables do you need?

The 20 per cent requirement applies to the purchase of **new** tables added to a public use eating area.

For example, a town decides to purchase five new tables to add to the five it already has in the park. To comply with the law, one of the five **new** tables must be accessible (20 per cent of five is one).




AccessForward
PAGE 18 OF 35

How many accessible tables do you need?

The 20 per cent requirement applies to the purchase of **new** tables added to a public use eating area.

For example, a town decides to purchase five new tables to add to the five it already has in the park. To comply with the law, one of the five **new** tables must be accessible (20 per cent of five is one).

Page 19 of 35: Outdoor Play Spaces

Ontario  Design of Public Spaces Standard

Outdoor Play Spaces

Accessible outdoor play spaces can provide play opportunities for all children and their caregivers regardless of their abilities.

The requirements apply to outdoor play spaces containing:

- Play equipment, such as swings, and/or
- Play features such as logs, rocks, sand or water

All organizations **except** [small organizations](#) must meet the following requirements when building new or making planned significant alterations to existing outdoor play spaces.


AccessForward [Read our disclaimer](#) [Return to website](#) PAGE 19 OF 35

Accessible outdoor play spaces can provide play opportunities for all children and their caregivers regardless of their abilities.

The requirements apply to outdoor play spaces containing:

- Play equipment, such as swings, and/or
- Play features such as logs, rocks, sand or water

All organizations **except** [small organizations](#) must meet the following requirements when building new or making planned significant alterations to existing outdoor play spaces.

Ontario  Design of Public Spaces Standard

Outdoor Play Spaces

Accessible outdoor play spaces can provide play opportunities for all children and their caregivers regardless of their abilities.

The requirements apply to outdoor play spaces containing:

- Play equipment, such as swings, and/or
- Play features such as logs, rocks, sand or water

All organizations **except** [small organizations](#) must meet the following requirements when building new or making planned significant alterations to existing outdoor play spaces.

Small organization


Refers to a private or not-for-profit organization that provides goods, services or facilities to the public or to other organizations and has one to 49 employees in Ontario. It does not include the Government of Ontario, Legislative Assembly, or designated public sector organizations.

AccessForward [Read our disclaimer](#) [Return to website](#) PAGE 19 OF 35

Small organization

Refers to a private or not-for-profit organization that provides goods, services or facilities to the public or to other organizations and has one to 49 employees in Ontario. It does not include the Government of Ontario, Legislative Assembly, or designated public sector organizations.

Page 20 of 35: Outdoor Play Spaces


Ontario 
Design of Public Spaces Standard

Outdoor Play Spaces

Consultation Requirements

To help organizations identify the needs of all users of outdoor play spaces in the local community:

- Organizations must consult with the public and people with disabilities.
- Municipalities must also consult with their municipal accessibility advisory committee, where one has been established.




AccessForward
[Read our disclaimer](#)
[Return to website](#)
PAGE 20 OF 35

Consultation Requirements

To help organizations identify the needs of all users of outdoor play spaces in the local community:

- Organizations must consult with the public and people with disabilities.
- Municipalities must also consult with their municipal accessibility advisory committee, where one has been established.

Page 21 of 35: Outdoor Play Spaces


Ontario 
Design of Public Spaces Standard

Outdoor Play Spaces

Accessibility in design requirements

The requirements also specify that organizations must:

- Incorporate accessible play space features for children and their caregivers with various disabilities, such as sensory components that promote active play experiences. For example, sensory play experiences can include sand or water play, or a sound or music panel.
- Make sure there is enough room for children and their caregivers with various disabilities to move through, in and around the play space, and
- Make sure the ground surface is firm, stable and able to absorb the shock of a fall to help prevent injuries.



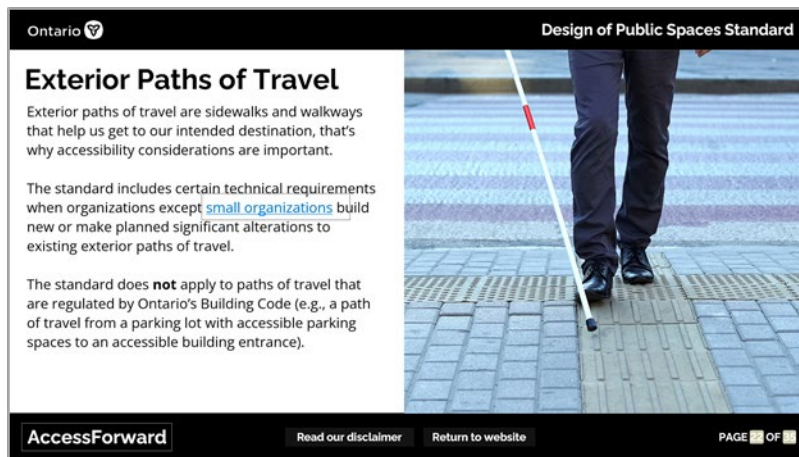
AccessForward
[Read our disclaimer](#)
[Return to website](#)
PAGE 21 OF 35

Accessibility in design requirements

The requirements also specify that organizations must:

- Incorporate accessible play space features for children and their caregivers with various disabilities, such as sensory components that promote active play experiences. For example, sensory play experiences can include sand or water play, or a sound or music panel.
- Make sure there is enough room for children and their caregivers with various disabilities to move through, in and around the play space, and
- Make sure the ground surface is firm, stable and able to absorb the shock of a fall to help prevent injuries.


Page 22 of 35: Exterior Paths of Travel



Exterior paths of travel are sidewalks and walkways that help us get to our intended destination, that's why accessibility considerations are important.

The standard includes certain technical requirements when organizations except small organizations build new or make planned significant alterations to existing exterior paths of travel.

The standard does **not** apply to paths of travel that are regulated by Ontario's Building Code (e.g., a path of travel from a parking lot with accessible parking spaces to an accessible building entrance).

Ontario  Design of Public Spaces Standard

Exterior Paths of Travel

Exterior paths of travel are sidewalks and walkways that help us get to our intended destination, that's why accessibility considerations are important.

The standard includes certain requirements for new or make planned significant changes to existing exterior paths of travel.

The standard does **not** apply to paths of travel from a parking lot to an accessible building entrance).

Small organization


Refers to a private or not-for-profit organization that provides goods, services or facilities to the public or to other organizations and has one to 49 employees in Ontario. It does not include the Government of Ontario, Legislative Assembly, or designated public sector organizations.

AccessForward [Read our disclaimer](#) [Return to website](#) PAGE 23 OF 35

Small organization

Refers to a private or not-for-profit organization that provides goods, services or facilities to the public or to other organizations and has one to 49 employees in Ontario. It does not include the Government of Ontario, Legislative Assembly, or designated public sector organizations.

Page 23 of 35: Exterior Paths of Travel

Ontario  Design of Public Spaces Standard


Exterior Paths of Travel

Select each heading for some examples of the technical requirements for exterior paths of travel:

- + Sidewalks or walkways
- + Ramps
- + Stairs that connect to an exterior path of travel
- + Pedestrian curb ramps (or curb cuts)
- + Accessible pedestrian signals
- + Rest Areas

AccessForward [Read our disclaimer](#) [Return to website](#) PAGE 23 OF 35

Select each heading for some examples of the technical requirements for exterior paths of travel:

Ontario  Design of Public Spaces Standard

Exterior Paths of Travel

Select each heading for some examples of the technical requirements for exterior paths of travel:

- Sidewalks or walkways

- + Ramps
- + Stairs that connect to an exterior path of travel
- + Pedestrian curb ramps (or curb cuts)
- + Accessible pedestrian signals
- + Rest Areas


Sidewalks or walkways

Requirements for minimum width to support the passage of mobility aids, minimum height clearance to remove barriers for people with vision loss, and maximum steepness of slopes.

AccessForward [Read our disclaimer](#) [Return to website](#) PAGE 1 OF 1

Sidewalks or walkways

Requirements for minimum width to support the passage of mobility aids, minimum height clearance to remove barriers for people with vision loss, and maximum steepness of slopes.

Ontario  Design of Public Spaces Standard

Exterior Paths of Travel

Select each heading for some examples of the technical requirements for exterior paths of travel:

- + Sidewalks or walkways
- Ramps
- + Stairs that connect to an exterior path of travel
- + Pedestrian curb ramps (or curb cuts)
- + Accessible pedestrian signals
- + Rest Areas


Ramps

Requirements for minimum width, maximum steepness of slopes, size of landings, and handrails.

AccessForward [Read our disclaimer](#) [Return to website](#) PAGE 1 OF 1

Ramps

Requirements for minimum width, maximum steepness of slopes, size of landings, and handrails.

Ontario  Design of Public Spaces Standard

Exterior Paths of Travel

Select each heading for some examples of the technical requirements for exterior paths of travel:

- + Sidewalks or walkways
- + Ramps
- Stairs that connect to an exterior path of travel
- + Pedestrian curb ramps (or curb cuts)
- + Accessible pedestrian signals
- + Rest Areas


Stairs that connect to an exterior path of travel

Requirements for step size, high tonal contrast markings for edge of steps, and tactile walking surface indicators at the top of each flight to indicate change of level for people with vision loss.

AccessForward [Read our disclaimer](#) [Return to website](#) PAGE 1 OF 1

Stairs that connect to an exterior path of travel

Requirements for step size, high tonal contrast markings for edge of steps, and tactile walking surface indicators at the top of each flight to indicate change of level for people with vision loss.

Ontario  Design of Public Spaces Standard

Exterior Paths of Travel

Select each heading for some examples of the technical requirements for exterior paths of travel:

- + Sidewalks or walkways
- + Ramps
- + Stairs that connect to an exterior path of travel
- Pedestrian curb ramps (or curb cuts)
- + Accessible pedestrian signals
- + Rest Areas


Pedestrian curb ramps (or curb cuts)

Requirements to align with direction of travel, minimum width and maximum steepness of slope for people with mobility aids, and tactile walking surface indicators at the bottom of curb ramps to warn people with vision loss that they are approaching a roadway.

AccessForward [Read our disclaimer](#) [Return to website](#) PAGE 1 OF 1

Pedestrian curb ramps (or curb cuts)

Requirements to align with direction of travel, minimum width and maximum steepness of slope for people with mobility aids, and tactile walking surface indicators at the bottom of curb ramps to warn people with vision loss that they are approaching a roadway.

Ontario  Design of Public Spaces Standard

Exterior Paths of Travel

Select each heading for some examples of the technical requirements for exterior paths of travel:

- + Sidewalks or walkways
- + Ramps
- + Stairs that connect to an exterior path of travel
- + Pedestrian curb ramps (or curb cuts)
- Accessible pedestrian signals
- + Rest Areas


Accessible pedestrian signals

Requirements identify essential features for people with vision loss and those who are deaf-blind, such as a locator tone for a signal box that is distinct from a walk indicator tone, tactile arrows that align with direction of crossing, and both audible and [vibro-tactile walk indicators](#).

AccessForward [Read our disclaimer](#) [Return to website](#) PAGE 1 OF 1

Accessible pedestrian signals

Requirements identify essential features for people with vision loss and those who are deaf-blind, such as a locator tone for a signal box that is distinct from a walk indicator tone, tactile arrows that align with direction of crossing, and both audible and [vibro-tactile walk indicators](#)

Ontario  Design of Public Spaces Standard

Exterior Paths of Travel

Select each heading for some examples of the technical requirements for exterior paths of travel:

- + Sidewalks or walkways
- + Ramps
- + Stairs that connect to an exterior path of travel
- + Pedestrian curb ramps (or curb cuts)
- + Accessible pedestrian signals
- Rest Areas

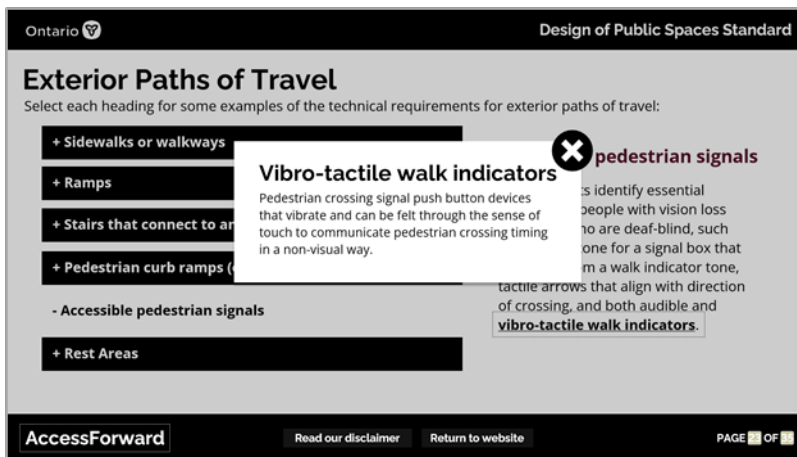
Rest Areas

Requirements to consult with the public and people with disabilities on the placement and design of rest areas when building new or making planned significant alterations to an existing sidewalk or walkway; municipalities must also consult with their accessibility advisory committee, if one has been established.

AccessForward [Read our disclaimer](#) [Return to website](#) PAGE 1 OF 1

Rest Areas

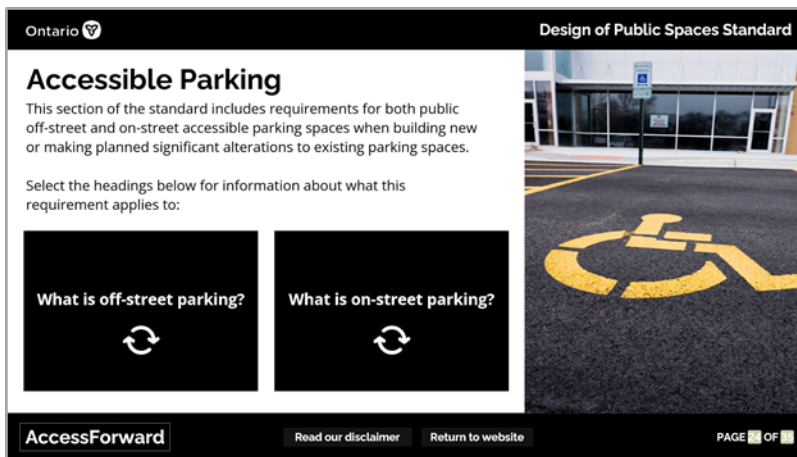
Requirements to consult with the public and people with disabilities on the placement and design of rest areas when building new or making planned significant alterations to an existing sidewalk or walkway; municipalities must also consult with their accessibility advisory committee, if one has been established.



Vibro-tactile walk indicators

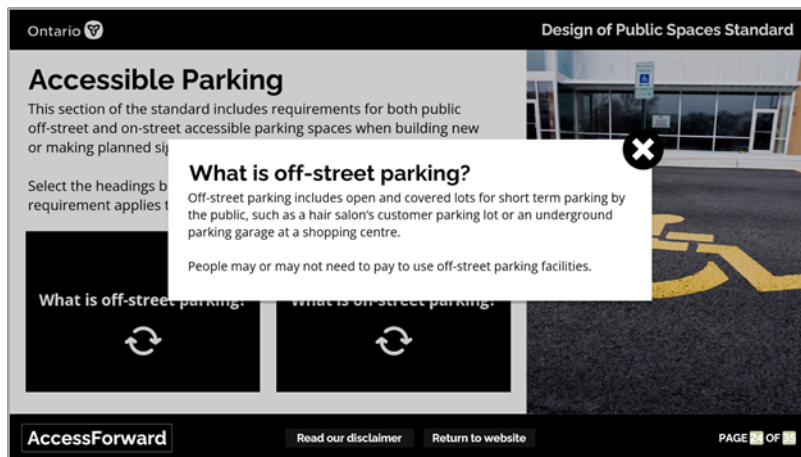
Pedestrian crossing signal push button devices that vibrate and can be felt through the sense of touch to communicate pedestrian crossing timing in a non-visual way.

Page 24 of 35: Accessible Parking



This section of the standard includes requirements for both public off-street and on-street accessible parking spaces when building new or making planned significant alterations to existing parking spaces.

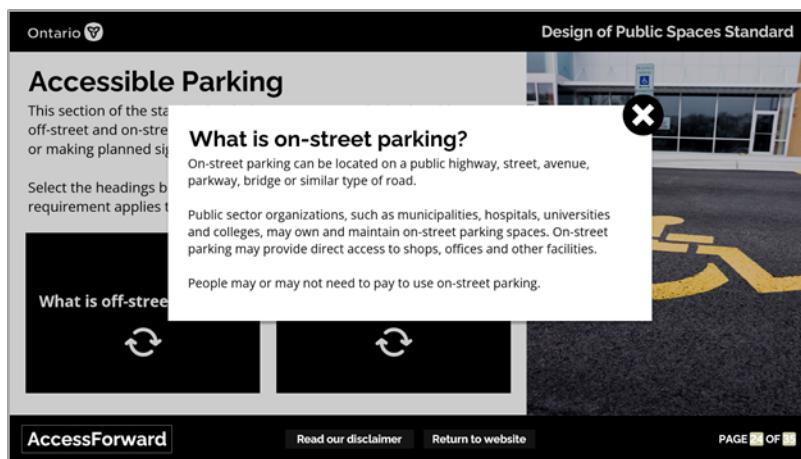
Select the headings below for information about what this requirement applies to:



What is off-street parking?

Off-street parking includes open and covered lots for short term parking by the public, such as a hair salon's customer parking lot or an underground parking garage at a shopping centre.

People may or may not need to pay to use off-street parking facilities.



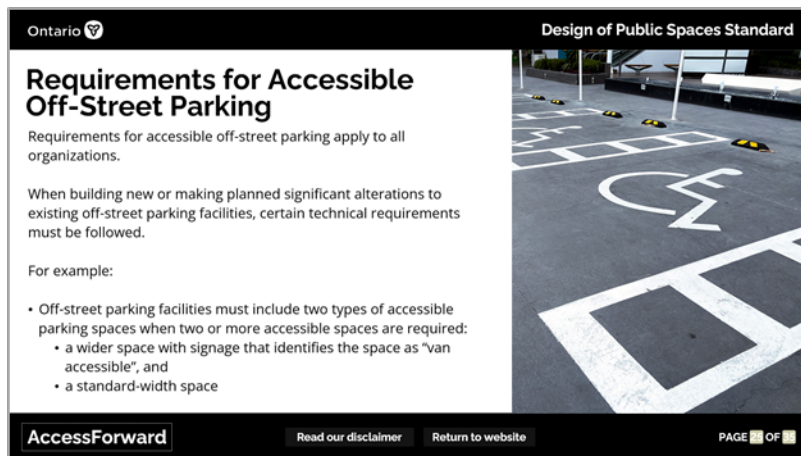
What is on-street parking?


On-street parking can be located on a public highway, street, avenue, parkway, bridge or similar type of road.

Public sector organizations, such as municipalities, hospitals, universities and colleges, may own and maintain on-street parking spaces. On-street parking may provide direct access to shops, offices and other facilities.

People may or may not need to pay to use on-street parking.

Page 25 of 35: Requirements for Accessible Off-Street Parking



Ontario  Design of Public Spaces Standard

Requirements for Accessible Off-Street Parking

Requirements for accessible off-street parking apply to all organizations.

When building new or making planned significant alterations to existing off-street parking facilities, certain technical requirements must be followed.

For example:

- Off-street parking facilities must include two types of accessible parking spaces when two or more accessible spaces are required:
 - a wider space with signage that identifies the space as "van accessible", and
 - a standard-width space

AccessForward [Read our disclaimer](#) [Return to website](#) PAGE 25 OF 35

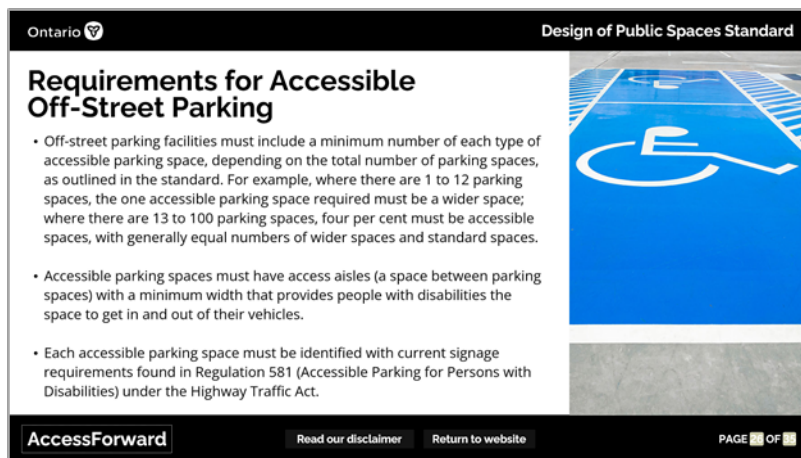
Requirements for accessible off-street parking apply to all organizations.

When building new or making planned significant alterations to existing off-street parking facilities, certain technical requirements must be followed.

For example:

- Off-street parking facilities must include two types of accessible parking spaces when two or more accessible spaces are required:
 - a wider space with signage that identifies the space as "van accessible", and
 - a standard-width space

Page 26 of 35: Requirements for Accessible Off-Street Parking



Ontario  Design of Public Spaces Standard


Requirements for Accessible Off-Street Parking

- Off-street parking facilities must include a minimum number of each type of accessible parking space, depending on the total number of parking spaces, as outlined in the standard. For example, where there are 1 to 12 parking spaces, the one accessible parking space required must be a wider space; where there are 13 to 100 parking spaces, four per cent must be accessible spaces, with generally equal numbers of wider spaces and standard spaces.
- Accessible parking spaces must have access aisles (a space between parking spaces) with a minimum width that provides people with disabilities the space to get in and out of their vehicles.
- Each accessible parking space must be identified with current signage requirements found in Regulation 581 (Accessible Parking for Persons with Disabilities) under the Highway Traffic Act.

AccessForward [Read our disclaimer](#) [Return to website](#) PAGE 26 OF 35

- Off-street parking facilities must include a minimum number of each type of accessible parking space, depending on the total number of parking spaces, as outlined in the standard. For example, where there are 1 to 12 parking spaces, the one accessible parking space required must be a wider space; where there are 13 to 100 parking spaces, four per cent must be accessible spaces, with generally equal numbers of wider spaces and standard spaces.
- Accessible parking spaces must have access aisles (a space between parking spaces) with a minimum width that provides people with disabilities the space to get in and out of their vehicles.
- Each accessible parking space must be identified with current signage requirements found in Regulation 581 (Accessible Parking for Persons with Disabilities) under the Highway Traffic Act.

Page 27 of 35: Requirements for Accessible On-Street Parking

Ontario  Design of Public Spaces Standard

Requirements for Accessible On-Street Parking

Requirements for accessible on-street parking apply only to [certain designated public sector organizations](#), like municipalities, school boards, hospitals, colleges, universities and public transportation organizations.

When building new or making planned significant alterations to existing on-street parking spaces, designated public sector organizations must consult with the public and people with disabilities on the following:

- Need for accessible on-street parking spaces
- Location of accessible on-street parking spaces, and
- Design of accessible on-street parking spaces

Municipalities must also consult with their accessibility advisory committee, if one has been established.

AccessForward [Read our disclaimer](#) [Return to website](#) PAGE 27 OF 35

Requirements for accessible on-street parking apply only to certain designated public sector organizations, like municipalities, school boards, hospitals, colleges, universities and public transportation organizations.

When building new or making planned significant alterations to existing on-street parking spaces, designated public sector organizations must consult with the public and people with disabilities on the following:

- Need for accessible on-street parking spaces
- Location of accessible on-street parking spaces, and
- Design of accessible on-street parking spaces

Municipalities must also consult with their accessibility advisory committee, if one has been established.

Ontario  Design of Public Spaces Standard

Requirements for Accessible On-Street Parking

Requirements for accessible on-street parking spaces for designated public sector organizations, hospitals, colleges, universities, and other public buildings.

When building new or replacing existing on-street parking spaces, municipalities must consult with the public accessibility advisory committee, if one has been established.

- Need for accessible on-street parking spaces
- Location of accessible on-street parking spaces
- Design of accessible on-street parking spaces

Municipalities must also consult with their accessibility advisory committee, if one has been established.

Certain designated public sector organizations


For this section of the standard only (on-street parking requirements), "designated public sector organizations" refers to every municipality and those organizations listed in Schedule 1 of the IASR which includes hospitals, universities, colleges of applied arts and technology, district school boards, and organizations that provide public transportation. It does not include persons or organizations listed in Column 1 of Table 1 of Ontario Regulation 146/10 (Public Bodies and Commission Public Bodies – Definitions), of the Public Service of Ontario Act, 2006.

AccessForward [Read our disclaimer](#) [Return to website](#) PAGE 28 OF 35

Certain designated public sector organizations

For this section of the standard only (on-street parking requirements), "designated public sector organizations" refers to every municipality and those organizations listed in Schedule 1 of the IASR which includes hospitals, universities, colleges of applied arts and technology, district school boards, and organizations that provide public transportation. It does not include persons or organizations listed in Column 1 of Table 1 of Ontario Regulation 146/10 (Public Bodies and Commission Public Bodies – Definitions), of the Public Service of Ontario Act, 2006.

Page 28 of 35: Obtaining Services

Ontario  Design of Public Spaces Standard

Obtaining Services

The standard includes requirements for making service counters, fixed queuing guides and waiting areas accessible to people with disabilities. These elements can be located both inside and outside of buildings. It is important to note that these elements are not covered by Ontario's Building Code.

Requirements of this section apply to **all** organizations.

Service counters

When building new or replacing existing service counters, at least one service counter must be made accessible to people who use mobility aids, such as wheelchairs. You can make the counter accessible by making sure it:

- Is useable by someone sitting in a mobility aid, and
- Has enough clear space in front for a person using a mobility aid to approach the counter.

A queuing area is a place where people line up for services.

AccessForward [Read our disclaimer](#) [Return to website](#) PAGE 28 OF 35

The standard includes requirements for making service counters, fixed queuing guides and waiting areas accessible to people with disabilities. These elements can be located both inside and outside of buildings. It is important to note that these elements are not covered by Ontario's Building Code.

Requirements of this section apply to **all** organizations.


Service counters

When building new or replacing existing service counters, at least one service counter must be made accessible to people who use mobility aids, such as wheelchairs. You can make the counter accessible by making sure it:

- Is useable by someone sitting in a mobility aid, and
- Has enough clear space in front for a person using a mobility aid to approach the counter.

A queuing area is a place where people line up for services.

Page 29 of 35: Obtaining Services

Ontario  Design of Public Spaces Standard

Obtaining Services

If your organization has one queuing line for several service counters, such as a coffee shop, each service counter must be accessible.

If your organization offers different types of service counters, each with its own queuing line, such as a large grocery store with regular, express and self-serve checkouts, you must make sure at least one of each type of service counter is accessible.

Where there are multiple queuing lines and service counters you must clearly identify all your accessible service counters with signage.


AccessForward [Read our disclaimer](#) [Return to website](#) PAGE 29 OF 35

If your organization has one queuing line for several service counters, such as a coffee shop, each service counter must be accessible.

If your organization offers different types of service counters, each with its own queuing line, such as a large grocery store with regular, express and self-serve checkouts, you must make sure at least one of each type of service counter is accessible.

Where there are multiple queuing lines and service counters you must clearly identify all your accessible service counters with signage.

Page 30 of 35: Obtaining Services

Ontario 
Design of Public Spaces Standard


Obtaining Services

Fixed queuing guides

Fixed queuing guides are permanent or built-in fixtures that require people to line up and follow a set path. For example, an amusement park may use fixed queuing guides to help people line up at booths where they can purchase tickets for rides.

When installing new fixed queuing guides, you must make sure:

- The queuing area is wide enough for people using mobility aids, such as wheelchairs, and mobility assistive devices, such as canes, crutches and walkers, to move through the line, including when the line changes direction.
- People who are blind or have low vision can find the queuing guides with a cane.



AccessForward
[Read our disclaimer](#)
[Return to website](#)
PAGE 30 OF 35


Fixed queuing guides

Fixed queuing guides are permanent or built-in fixtures that require people to line up and follow a set path. For example, an amusement park may use fixed queuing guides to help people line up at booths where they can purchase tickets for rides.

When installing new fixed queuing guides, you must make sure:

- The queuing area is wide enough for people using mobility aids, such as wheelchairs, and mobility assistive devices, such as canes, crutches and walkers, to move through the line, including when the line changes direction.
- People who are blind or have low vision can find the queuing guides with a cane.

Page 31 of 35: Obtaining Services


Ontario 
Design of Public Spaces Standard

Obtaining Services

Waiting areas

When building new or making planned significant alterations to your organization's existing waiting areas that have seating fixed to the floor, you must make sure that at least three per cent of the new seating space is accessible (but there must be at least one accessible seating space).

Accessible seating means a space in the waiting area where someone using a mobility aid, such as a wheelchair, can wait to receive service in the same area as other customers or patrons.



AccessForward
[Read our disclaimer](#)
[Return to website](#)
PAGE 31 OF 35


Waiting areas

When building new or making planned significant alterations to your organization's existing waiting areas that have seating fixed to the floor, you must make sure that at least three per cent of the new seating space is accessible (but there must be at least one accessible seating space).

Accessible seating means a space in the waiting area where someone using a mobility aid, such as a wheelchair, can wait to receive service in the same area as other customers or patrons.

Page 32 of 35: Maintenance Planning

The screenshot shows a document page with the following content:

Ontario  Design of Public Spaces Standard

Maintenance Planning

All organizations (**except small organizations**) have a requirement under the Integrated Accessibility Standards Regulation for multi-year accessibility plans.

Organizations must make sure that their multi-year accessibility plans include the following:

- Procedures for preventative and emergency maintenance of the accessible parts of their public spaces, such as frequency of inspecting sidewalks for cracks
- Procedures for handling temporary disruptions when an accessible part of their public spaces is not useable, such as putting up a sign explaining the disruption and outlining an alternative (under the Accessibility Standard for Customer Service, all organizations are required to let the public know when their facilities or services that people with disabilities usually use are temporarily unavailable)

It is important to note that this requirement comes into effect based on an organization's compliance timelines for the Design of Public Spaces Standard.


AccessForward [Read our disclaimer](#) [Return to website](#) PAGE 32 OF 35

All organizations (**except small organizations**) have a requirement under the Integrated Accessibility Standards Regulation for multi-year accessibility plans.

Organizations must make sure that their multi-year accessibility plans include the following:

- Procedures for preventative and emergency maintenance of the accessible parts of their public spaces, such as frequency of inspecting sidewalks for cracks
- Procedures for handling temporary disruptions when an accessible part of their public spaces is not useable, such as putting up a sign explaining the disruption and outlining an alternative (under the Accessibility Standard for Customer Service, all organizations are required to let the public know when their facilities or services that people with disabilities usually use are temporarily unavailable)

It is important to note that this requirement comes into effect based on an organization's compliance timelines for the Design of Public Spaces Standard.

Ontario  Design of Public Spaces Standard

Maintenance Planning

All organizations (except **small organizations**) have a requirement under the Integrated Accessibility Standards Regulation for multi-year accessibility plans.

Organizations must make su

- Procedures for prevent such as frequency of in
- Procedures for handlin useable, such as puttin Accessibility Standard f their facilities or servic

It is important to note that this requirement comes into effect based on an organization's compliance timelines for the Design of Public Spaces Standard.

Small organization

Refers to a private or not-for-profit organization that provides goods, services or facilities to the public or to other organizations and has one to 49 employees in Ontario. It does not include the Government of Ontario, Legislative Assembly, or designated public sector organizations.

ing:

f their public spaces,


ublic spaces is not ative (under the e public know when navailable)

AccessForward [Read our disclaimer](#) [Return to website](#) PAGE 33 OF 35

Small organization

Refers to a private or not-for-profit organization that provides goods, services or facilities to the public or to other organizations and has one to 49 employees in Ontario. It does not include the Government of Ontario, Legislative Assembly, or designated public sector organizations.

Page 33 of 35: Knowledge Check

Ontario  Design of Public Spaces Standard

Knowledge Check

The requirements of the Design of Public Spaces Standard apply to an organization in which of the following circumstances? (Choose all that apply and select Submit.)

A When building new public spaces

B When making planned significant alterations to existing public spaces

C When undertaking regular maintenance activities designed to keep public spaces in good working order

D All of the above

SUBMIT RESPONSE

AccessForward [Read our disclaimer](#) [Return to website](#) PAGE 33 OF 35

The requirements of the Design of Public Spaces Standard apply to an organization in which of the following circumstances? (Choose all that apply and select Submit.)

A - When building new public spaces

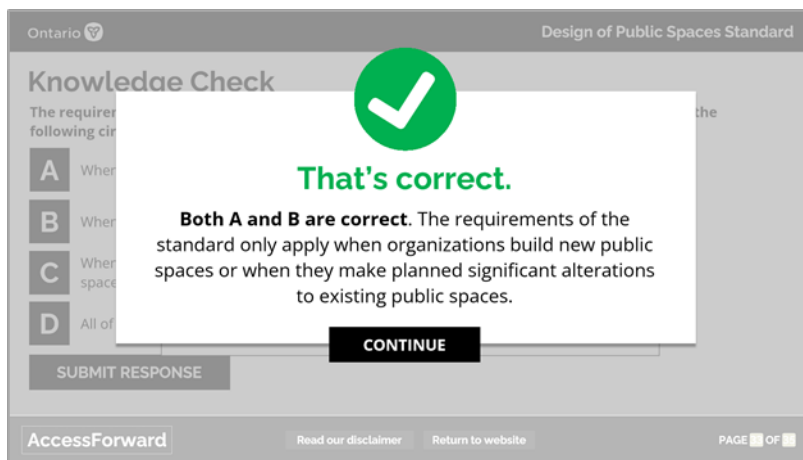
B - When making planned significant alterations to existing public spaces

C - When undertaking regular maintenance activities designed to keep public spaces in good working order

D - All of the above

SUBMIT RESPONSE

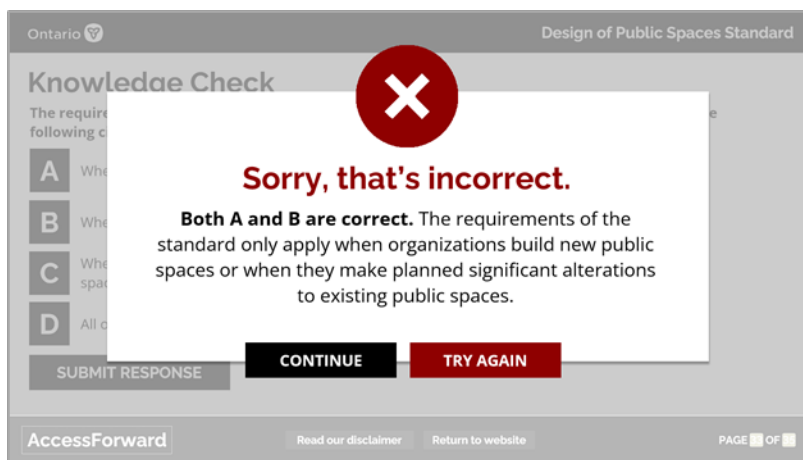
A, B



That's correct.

Both A and B are correct. The requirements of the standard only apply when organizations build new public spaces or when they make planned significant alterations to existing public spaces.

CONTINUE




Sorry, that's incorrect.

Both A and B are correct. The requirements of the standard only apply when organizations build new public spaces or when they make planned significant alterations to existing public spaces.

CONTINUE

TRY AGAIN

Page 34 of 35: Summary

Ontario 
Design of Public Spaces Standard

Summary

You have now completed the Design of Public Spaces Standard module.

Module Topics

<ul style="list-style-type: none"> ✓ About the Design of Public Spaces Standard ✓ How the Standard Relates to Other Requirements of the Integrated Accessibility Standards Regulation (IASR) ✓ Who Must Comply? ✓ Existing Contracts ✓ Recreational Trails and Beach Access Routes <ul style="list-style-type: none"> ✓ Requirements for Recreational Trails and Beach Access Routes ✓ Outdoor Public Use Eating Areas 	<ul style="list-style-type: none"> ✓ Outdoor Play Spaces ✓ Exterior Paths of Travel ✓ Accessible Parking <ul style="list-style-type: none"> ✓ Requirements for Accessible Off-Street Parking ✓ Requirements for Accessible On-Street Parking ✓ Obtaining Services ✓ Maintenance Planning
--	--

AccessForward
[Read our disclaimer](#)
[Return to website](#)
PAGE 34 OF 35

You have now completed the Design of Public Spaces Standard module.

Module Topics

- About the Design of Public Spaces Standard
- How the Standard Relates to Other Requirements of the Integrated Accessibility Standards Regulation (IASR)
- Who Must Comply?
- Existing Contracts
- Recreational Trails and Beach Access Routes
- Requirements for Recreational Trails and Beach Access Routes
- Outdoor Public Use Eating Areas
- Outdoor Play Spaces
- Exterior Paths of Travel
- Accessible Parking
- Requirements for Accessible Off-Street Parking
- Requirements for Accessible On-Street Parking
- Obtaining Services
- Maintenance Planning

Page 35 of 35: Certificate

The screenshot shows a web page with a black header containing the Ontario logo and the text 'Design of Public Spaces Standard'. The main content area is white and divided into two columns. The left column is titled 'Certificate' and contains the following text: 'AccessForward cannot certify completion. It is the responsibility of the individual to certify that they have completed the module content.' Below this, it says: 'If you are required to provide confirmation of your training covered in this module, a sample completion certificate which you can sign and date is provided on the [AccessForward.ca](https://www.accessforward.ca) website.' At the bottom of this column is a black button with the text 'Download Certificate'. The right column is titled 'Certificate of Training' and is part of a form. It includes the text: 'I, _____, certify that I have completed training as the' followed by a list of requirements with checkboxes: 'Required topics for the Customer Service Standard training', 'General Requirements', 'Requirements of the Information and Communications Standard', 'Requirements of the Employment Standard', 'Requirements of the Design of Public Spaces Standard', 'Requirements of the Transportation Standard', and 'Ontario Human Rights Code, as it relates to people with disabilities'. At the bottom of the form are the 'AccessForward.ca' logo and the Ontario logo. A black footer bar contains the 'AccessForward' logo, 'Read our disclaimer', 'Return to website', and 'PAGE 35 OF 35'.

AccessForward cannot certify completion. It is the responsibility of the individual to certify that they have completed the module content.

If you are required to provide confirmation of your training covered in this module, a sample completion certificate which you can sign and date is provided on the [AccessForward.ca](https://www.accessforward.ca) website.

Download Certificate

Disclaimer

This training resource is provided as information and not legal advice and should you require assistance in interpreting the legislation or the regulation, please contact your legal adviser. This resource has been created to assist in understanding the legislation and/or regulation and does not replace the official version of the Integrated Accessibility Standards Regulation, Ontario Regulation 191/11 and the Accessibility for Ontarians with Disabilities Act, 2005 (AODA). If there is any conflict between this resource, the

Integrated Accessibility Standards Regulation and the AODA, the regulation and the AODA are the final authorities.

Disclaimer Statement

Completion of this AccessForward training course by an individual should not be construed as compliance by them or their organization with the AODA and its regulation.

© King's Printer for Ontario, 2012-24